



ATT ARMS
TRADE
TREATY

東京

4th CONFERENCE OF STATES PARTIES
TO THE ARMS TRADE TREATY
20-24 AUGUST 2018 - TOKYO, JAPAN

Wifi

Username: ##

Password: ##





Overview of the Status of ATT Reporting

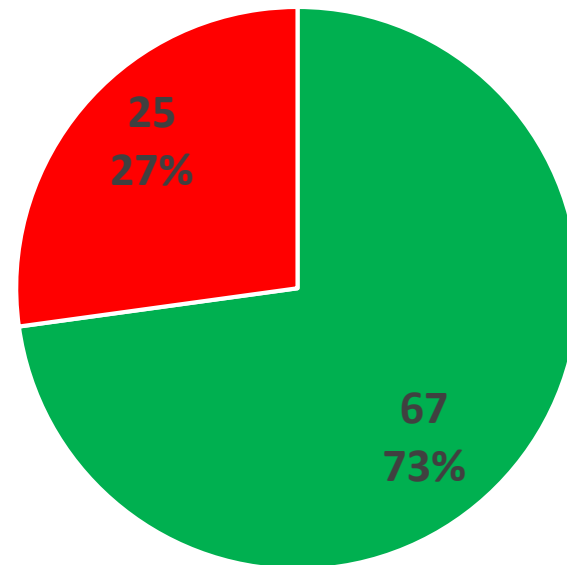
Dumisani DLADLA, Head of the ATT Secretariat
22 August 2018

Initial reports

Global statistics



	No.	%
States Parties	97	
Initial Reports due	92	95 % of States Parties
Initial Reports submitted	67	73 % of States Parties due to report
Initial Reports due but <u>not</u> submitted	25	27% of States Parties due to report



- States Parties that should have submitted an IR and DID
- States Parties that should have submitted an IR and DID NOT

Initial reports

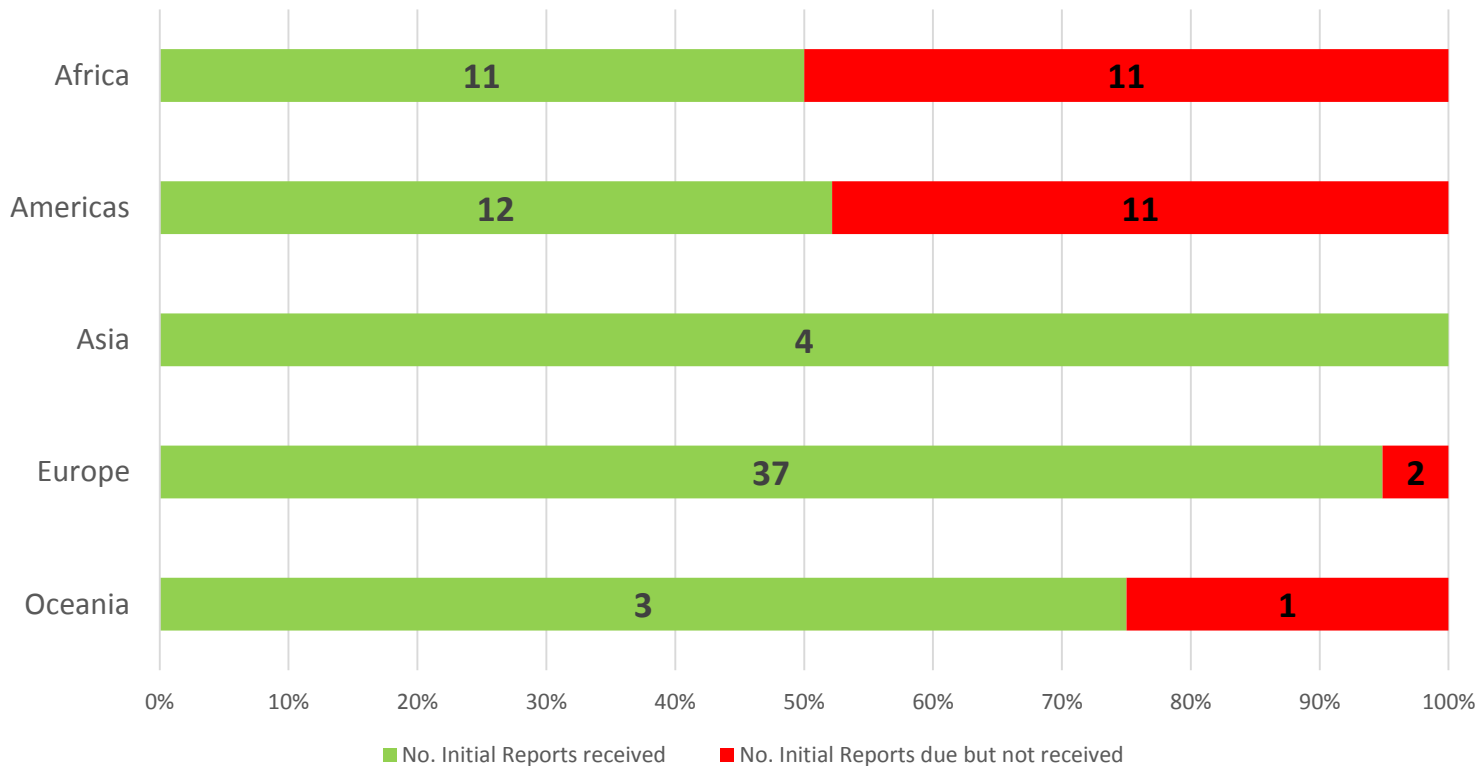
Global statistics (cont.)



	No.	%
Initial Reports not made public	10	15% of Initial Reports submitted
Initial Reports submitted on time	38	57% of Initial Reports submitted
Format of reports	56	84% use CSP2 endorsed reporting template

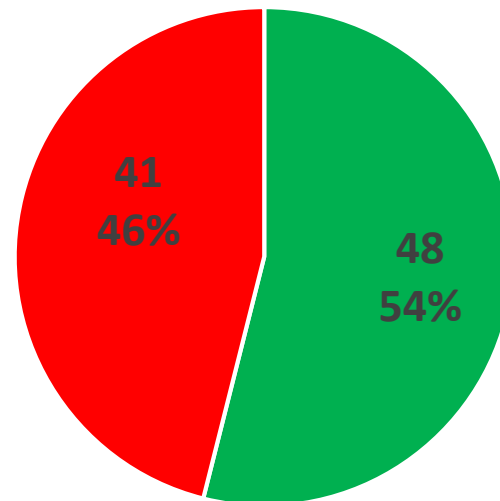
Initial reports

Regional statistics



Annual reports 2017

	No.	%
Annual Reports due	89	94% of SPs
Annual Reports submitted (due + not due)	48	54% of reports due
Annual Reports <u>not</u> submitted	41	46% of reports due
Annual Reports not made public	3	6% of reports submitted
Annual Reports submitted on time	36	75% of 2017 reports due & submitted



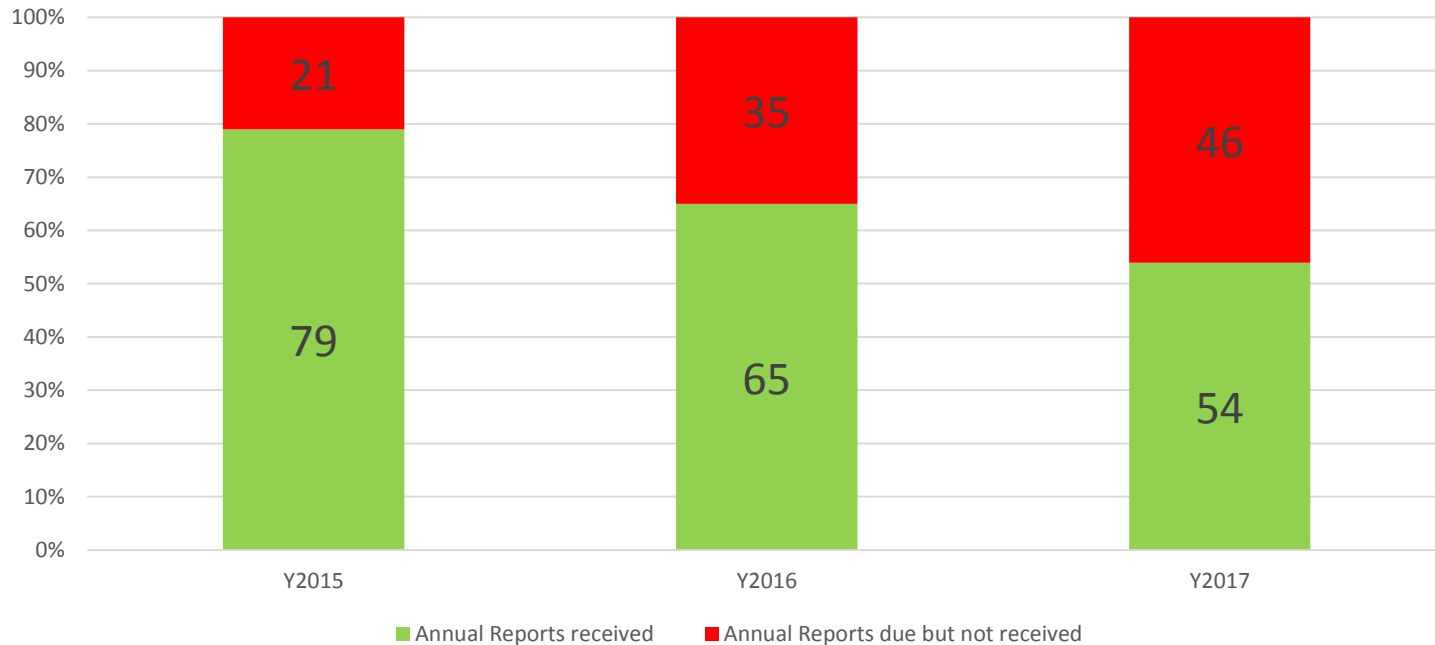
- States Parties that should have submitted an AR and DID
- States Parties that should have submitted an AR and DID NOT

Annual reports 2015-2017

Global statistics



Overview of Annual Report submissions (by %)

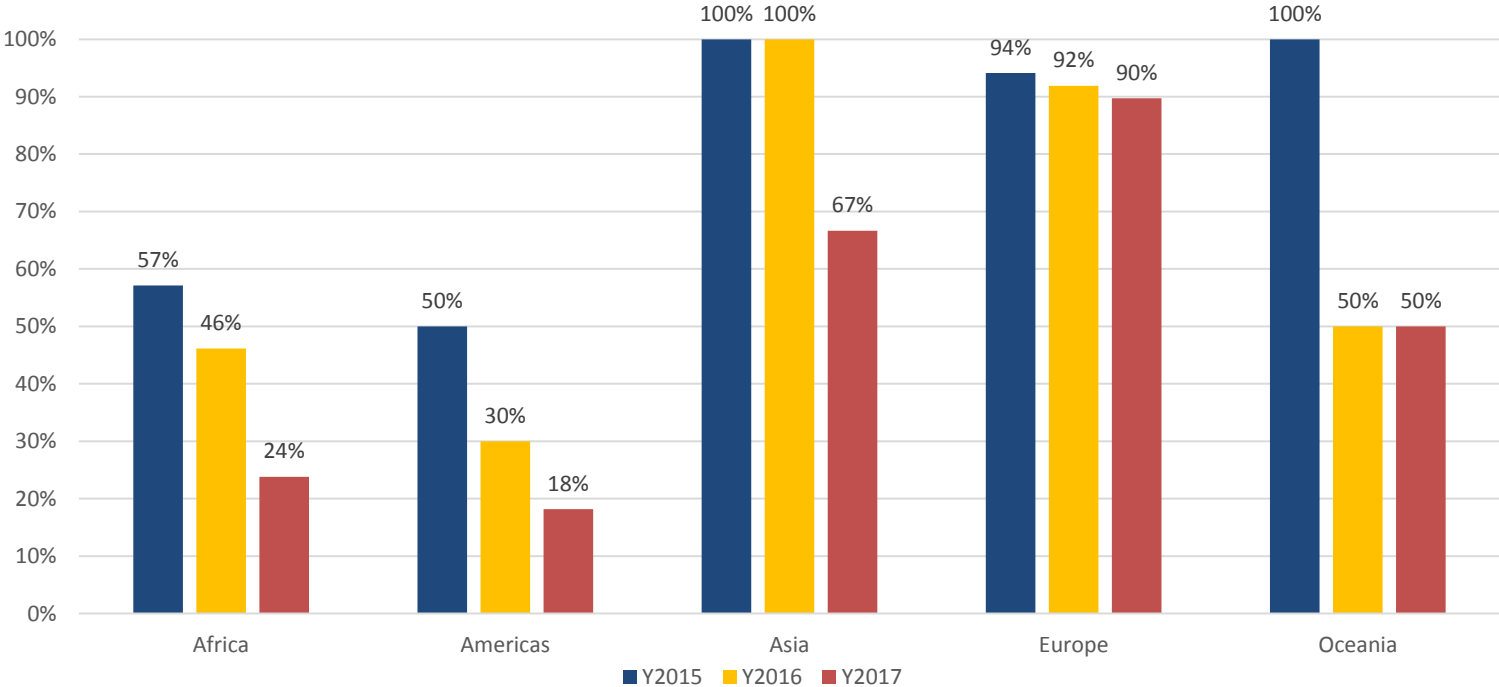


Annual reports 2015-2017

Regional statistics



% of States Parties that should have reported and DID (by region)





ATT ARMS
TRADE
TREATY

東京

4th CONFERENCE OF STATES PARTIES
TO THE ARMS TRADE TREATY
20-24 AUGUST 2018 - TOKYO, JAPAN

